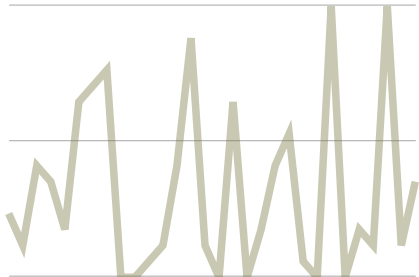
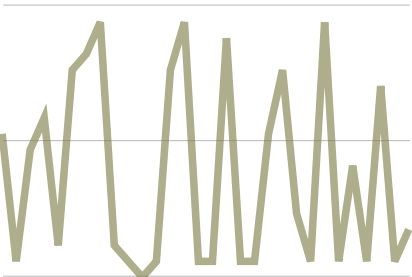


Yearly returns are random.

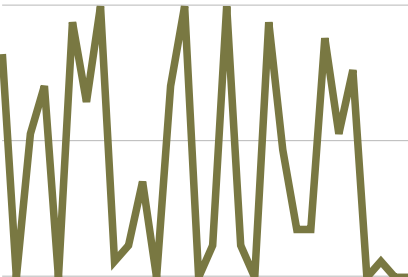
1995-2024 (30 Years): Asset Class **Rank** From Highest to Lowest Return Each Year



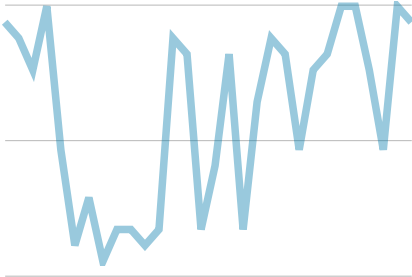
U.S. Treasury Bills



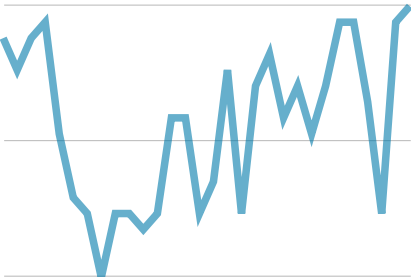
U.S. Treasury Notes



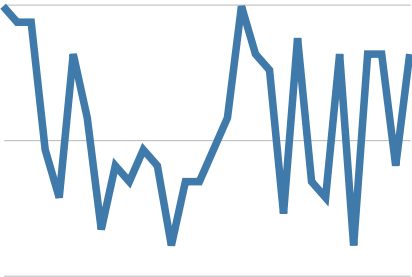
U.S. Treasury Bonds



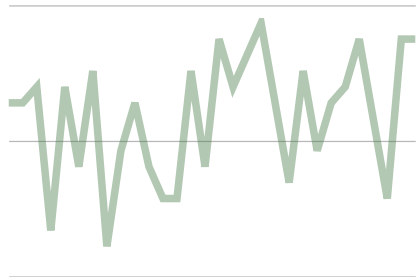
U.S. Large Growth Stocks



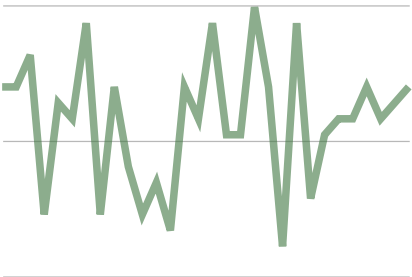
U.S. Large Stocks



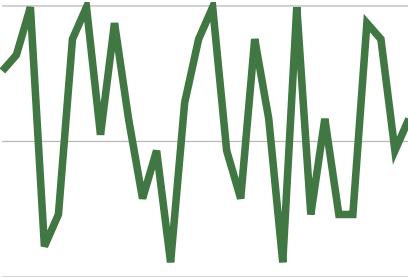
U.S. Large Value Stocks



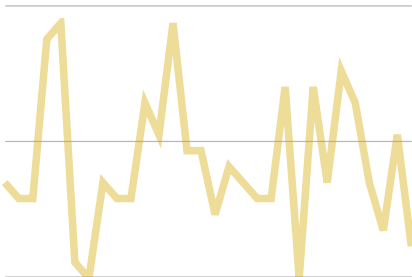
U.S. Small Growth Stocks



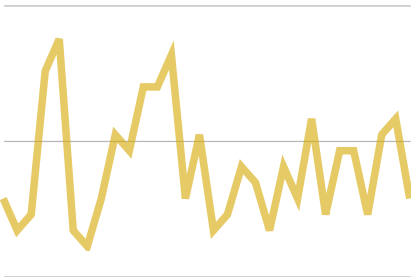
U.S. Small Stocks



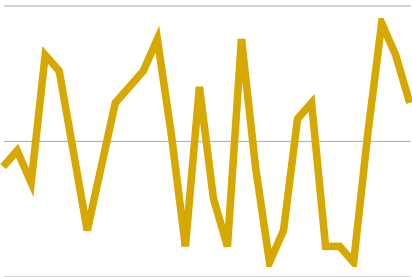
U.S. Small Value Stocks



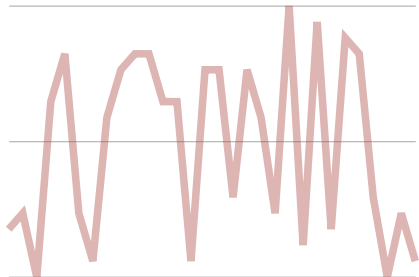
Int'l. Large Growth Stocks



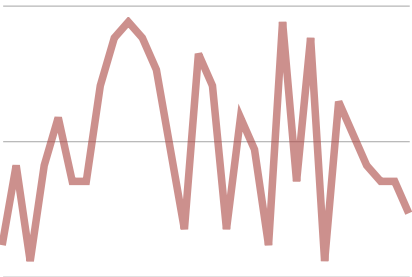
Int'l. Large Stocks



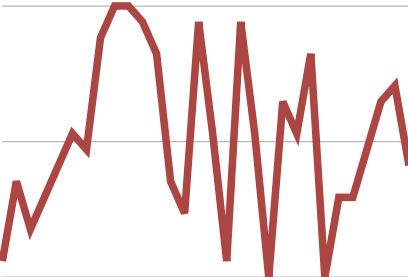
Int'l. Large Value Stocks



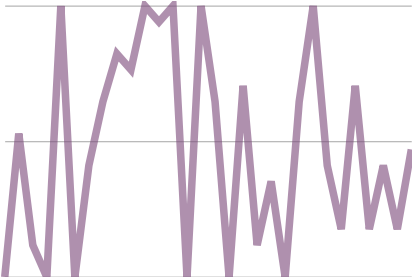
Int'l. Small Growth Stocks



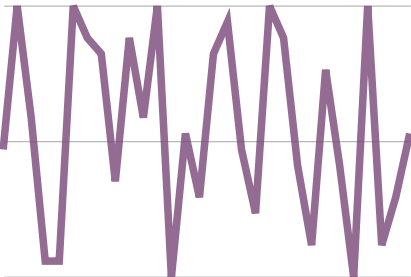
Int'l. Small Stocks



Int'l. Small Value Stocks



Emerging Markets Stocks



US REIT Stocks



Asset Class Mix

Visit InteractFA.com to access The Index Matrix®, a browser-based interactive app that includes all returns in cells (pre- and post-inflation), highlighted year ranges, zoom in, and other features.

Index Description and (Source): US Treasury Bills = One-Month US Treasury Bills (Dimensional); US Treasury Notes = Five-Year US Treasury Notes (Dimensional); US Treasury Bonds = Long-Term Government Bonds (Dimensional); US Large Growth Stocks = Dimensional US Large Cap Growth Index (Dimensional); US Large Stocks, All = Dimensional US Large Cap Index (Dimensional); US Large Value Stocks = Dimensional US Large Cap Value Index (Dimensional); US Small Growth Stocks = Dimensional US Small Cap Growth Index (Dimensional); U.S. Small Stocks = Dimensional US Small Cap Index (Dimensional); U.S. Small Value Stocks = Dimensional US Small Cap Value Index (Dimensional); Int'l Large Growth Stocks = Dimensional International Large Cap Growth Index (Dimensional); Int'l Large Stocks = Dimensional International Market Index (Dimensional); Int'l Large Value Stocks = Dimensional International Large Cap Value Index (Dimensional); Int'l Small Growth Stocks = Dimensional International Small Cap Growth Index (Dimensional); Int'l Small Stocks = Dimensional International Small Cap Index (Dimensional); Int'l Small Value Stocks = Dimensional International Small Cap Value Index (Dimensional); Emerging Markets Stocks = Dimensional Emerging Markets Index; US REIT Stocks = Dow Jones US Select REIT Index (Dow Jones).Asset Class Investing, Inc. does not guarantee the accuracy or completeness of this information. Indexes are not available for direct investment; therefore, their performance does not reflect the expenses associated with the management of an actual portfolio. Past performance is no guarantee of future returns. Asset Class Mix is 21% Dimensional US Large Cap Index, 21% Dimensional US Large Cap Value Index, 28% Dimensional US Small Cap Value Index, 18% Dimensional International Large Cap Value Index, and 12% Dimensional International Small Cap Value Index. © 2025 InteractFA, Inc.